

# Group DISCUSSION



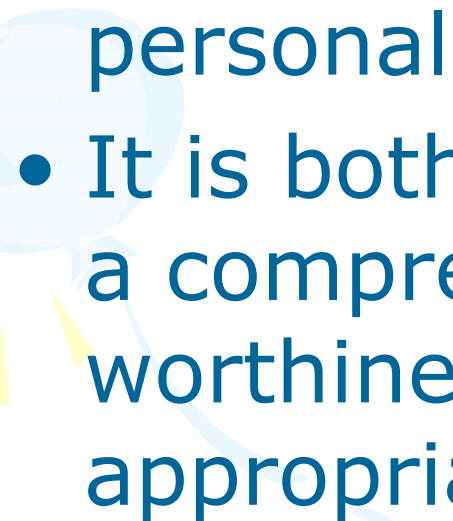



# Topics

- Definition of Group Discussion
- Group Discussion
- Prerequisites of a Group Discussion
- Benefits in Group Discussion
- Salient features
- Do's and Don'ts in Group Discussion
- Important points in Group Discussion
- Accept criticism
- Suggestion
- Topics of importance frequently discussed



# Definition of Group Discussion

- Group Discussion is a modern method of assessing students personality.
  - It is both a technique and an art and a comprehensive tool to judge the worthiness of the student and his appropriateness for the job.
- 
- 




# Group Discussion

- The term suggests a discussion among a group of persons.
- The group will have 8 & 12 members who will express their views freely, frankly in a friendly manner, on a topic of current issue.
- Within a time limit of 20 to 30 minutes, the abilities of the members of the group is measured.




# Prerequisites of a Group Discussion

- Topics given by panelists
  - Planning and preparation
  - Knowledge with self-confidence
  - Communication skills/ power of speech
  - Presentation
  - Body Language and personal appearance
  - Being calm and cool
- 



# Prerequisites of a Group Discussion

- Extensive knowledge base related to state, country and globe.
  - Areas are politics, sports, science & trade commerce, Industry and Technology, MNC, ect.
  - Analyze the social, economical issues logistically .
  - Listening skills
  - Co-operation.
- 



# Benefits in Group discussion

- Stimulation of thinking in a new way.
- Expansion of knowledge
- Understanding of your strength and weakness.
- Your true personality is revealed and qualities of leadership crystallize

# Benefits of group discussion


- provides chance to Expose
- Language skills
- Academic knowledge
- Leadership skills
- people handling skills
- Team work
- General knowledge.







# Salient features of G.D

- Topic may be given to judge your public speaking talent.
  - Discussion revolves around a specific subject.
  - The examiner does not interfere once he announced the topic.
  - Maintain cordiality and free expression of thought and opinion.
- 

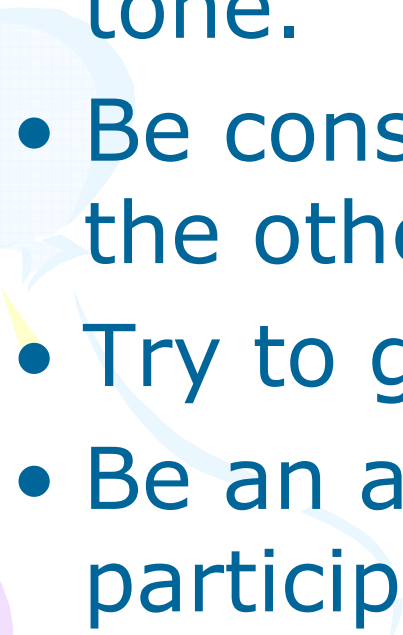



# Do`s in group discussion

- Appropriate to the issue .
- Make original points & support them by substantial reasoning .
- Listen to the other participants actively & carefully.
- Whatever you say must be with a logical flow, & validate it with an example as far as possible.
- Make only accurate statements.





## Do`s in group discussion

- Modulate the volume, pitch and tone.
  - Be considerate to the feelings of the others.
  - Try to get your turn.
  - Be an active and dynamic participant by listening.
  - Talk with confidence and self-assurance.
- 
- 

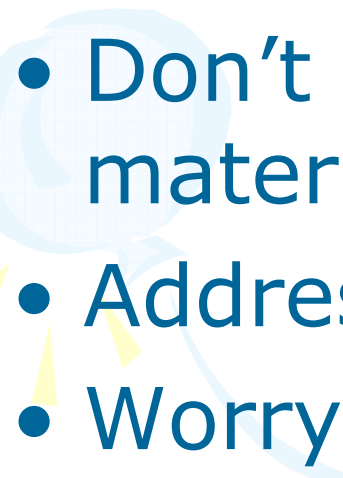
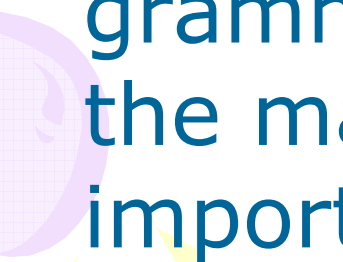


# Don'ts during group discussion

- Being shy /nervous / keeping isolated from G.D
  - Interrupting another participant before his arguments are over
  - Speak in favour ; example: Establish your position and stand by it stubbornly
  - Changed opinions
  - Don't make fun of any participant even if his arguments are funny.
- 
- 



## Don'ts during group discussion

- Don't engage yourself in sub-group conversation.
  - Don't repeat and use irrelevant materials.
  - Addressing yourself to the examiner.
  - Worrying about making some grammatical mistakes, for your interest the matter you put across are important.
- 
- 


# Important points in group discussion

- Be assertive: An assertive person is direct , honest careful about not hurting others 'self-respect'.
- A patient listener: listening to another person is one way of showing appreciation.
- Right language : Words can make friends & right words at the right time make the best results.
- Be analytical and fact-oriented : It is necessary to make relevant points which can be supported with facts and analyzed logically.




# Accept criticism

- If any member of the group criticizes or disapproves a point, it is unwise to get upset or react sharply.
- In case the criticism is flimsy, the same can be pointed out politely.
- Maximize participation ; one must try to contribute fully, vigorously & steadily throughout the discussion.
- Show leadership ability: A group discussion also evaluates your leadership qualities.

- 
- Accept someone's point of view
  - Praise the argument

Example: Remedial English

communication is necessary for college students because they fail in communication skill test.




Status of literacy of women , is increased from 30% to 70% when compared to past years, in employment sectors organized ,in the IT & ITES field.





- Accept the contradicts view
- Express your argument with few facts, cases, %, Newspapers publications etc.
- Express without hurting others feelings.






- **Suggestions**

- Never try to bluff.



- Practice group discussion with friends on different subjects.



- Remember !speech is a powerful weapon.



# Topics of Importance frequently discussed

- Is India Shining
- Mobile phones / Internet – a boon or nuisance
- Students focusing on software industry- good or bad
- Child marriage
- India 2020
- Daughters are more caring than sons
- Influence of western culture in Indian Universities
- Influence of computers in medical sciences

# Thank you

